



NEW HOLLAND T7

T7.170 | T7.185 | T7.200 | T7.210 | T7.220 | T7.235 | T7.250 | T7.260 | T7.270



YOUR NEEDS VARY CONSTANTLY. T7 ADAPTS CONTINUOUSLY.

MORE PRODUCTIVITY AND POWER

T7 tractors boast New Holland's cutting-edge ECOBlue™ SCR technology for Tier 4A compliance. This means that the 6.7 litre Nef engine benefits from exceptional breathability for a significant performance advantage. T7 tractors now offer up to 19hp more power and 139Nm of torque over the existing T7000 range. With Engine Power Management, up to 51hp extra is available for optimum productivity.

ABSOLUTE DRIVING PLEASURE

T7 tractors are designed to make operation even easier. The new SideWinder™ II armrest ensures the tractor is less tiring to use over extended periods. The Horizon™ cab offers exceptionally low noise levels of just 69dB(A) and brilliant all-round visibility.





LOWER OPERATING COSTS

T7 tractors benefit from Nef engines that use ECOBlue™ SCR emission reduction technology. Matched with the advanced Auto Command™ transmission, fuel use is cut by up to 10%. 600 hour engine service intervals continue to set the standard.

MAXIMUM VERSATILITY

The nine-model T7 series has a power and transmission choice for every application. Combined with their exceptional power to weight ratios of up to 25.8kg/hp(CV), these tractors offer exceptional versatility. From draft to top work, spraying to transport, a T7 tractor will do it all.



EXACTLY WHAT IT SAYS ON THE BONNET

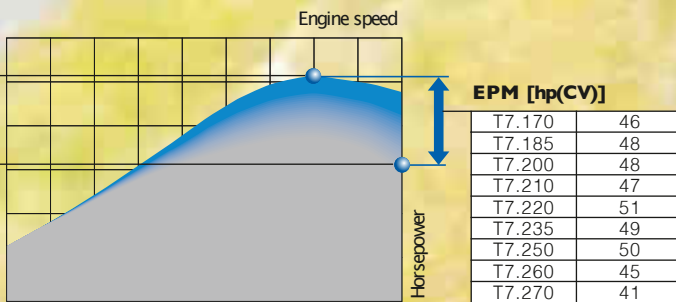
T7 tractors offer improved performance thanks to the Tier 4A ECOBlue™ SCR advantage, and these productivity enhancing characteristics are immediately obvious to all users. How? Quite simply, it is on the bonnet. The first two digits 'T7' refer to the tractor's category and the following three, for example '270', refer to the maximum Engine Power Management horsepower. What does that mean to you? You can buy your T7 safe in the knowledge that it will be able to cope with even the most demanding applications. New Holland for ultimate productivity peace of mind.

Max power with EPM [hp(CV)]

T7.170	171
T7.185	188
T7.200	203
T7.210	212
T7.220	218
T7.235	234
T7.250	250
T7.260	260
T7.270	269

Rated power [hp(CV)]

T7.170	125
T7.185	140
T7.200	155
T7.210	165
T7.220	167
T7.235	185
T7.250	200
T7.260	215
T7.270	228



■ EPM according to the load on transmission, PTO and hydraulics.

4 | 5 THE RANGE

A LARGER FAMILY FOR DEMANDING PROFESSIONALS.

New Holland T7 tractors can be specified to match your specific business needs. Spanning rated powers from 125hp to 228hp, the nine model T7 range can be fitted with a choice of semi-powershift, full-powershift or constantly variable transmission (CVT). All models can be fitted with a New Holland loader, all tractors have the option of a fully integrated front linkage and PTO.



CLASSIC ARMREST

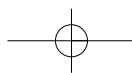
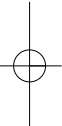
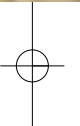


SIDEWINDER™ II ARMREST



AN ARMREST TO SUIT YOU

Range Command™ and Power Command™ tractors' can be specified either with a classic armrest or New Holland's advanced SideWinder™ II armrest, complete with CommandGrip™ handle and IntelliView™ III monitor, as an option. SideWinder II is standard on Auto Command™ tractors and benefits from the advanced force based CommandGrip for speed and direction control.



6 | 7 OPERATOR ENVIRONMENT

HORIZON™ CAB MORE SPACE, BETTER VISIBILITY.



AT 69DB(A), T7 CABS ARE THE
QUIETEST IN THE SEGMENT

DESIGNED FOR COMFORT AND PRODUCTIVITY

Step up into a standard T7 Horizon™ cab, and regardless of its specification, you will find it has been designed to fit you perfectly. Note how the seat and steering wheel adjust to suit you. All-round visibility is about as good as it gets. Noise levels are exceptionally low, helping to reduce fatigue. Enjoy how the seat, cab and axle suspension cushion the ride. From air-conditioning to optional full climate control, the Horizon cab will do its best to keep you comfortable.

**FROM DUSK TO DAWN**

Cab roof, engine hood and fender worklights are easily controlled from a dedicated switch panel. The operator can set the lights to match a broad range of applications for safer, more productive operation.



EASY CAB ACCESS

Manufactured from a single piece of glass, the one-piece doors on New Holland T7 tractors open wide to provide easy cab access. The doors are easy to open from inside the cab and, equally important, can be closed from the operator's seat. Small details that make a big difference.

AUTO COMFORT™ SEAT

For operators who spend extended hours in the tractor, the enhanced comfort provided by the heated Auto Comfort™ seat is worth considering. Fitted with a large air reservoir to further reduce whole body vibration, the Auto Comfort seat delivers an even smoother ride.



HEADLAND TURN SEQUENCING

Automated features are only of use when the operator feels comfortable setting them up and using them. New Holland Headland Turn Sequencing has been refined and developed over several years to match ease of operation with in-field efficiency. The system allows the operator to record and store the sequence of operations at the headland. These are then 'played back' automatically when HTS is activated. Simple and a great way to reduce fatigue over extended working periods.



SIDEWINDER II. DESIGNED BY FARMERS, FOR FARMERS

As modern tractors offer increasingly sophisticated features there is a risk that they become more difficult to understand and operate. At New Holland we have made everything simpler with the SideWinder™ II armrest, designed by farmers, for farmers. All key controls are accessed from the armrest. Throttle, transmission and hydraulics. Everything you need to control is quickly and easily accessible. More advanced features can be quickly accessed. It does not take long to master a T7 tractor.



As awarded by The Chicago Athenaeum
Museum of Architecture and Design.



INTELLIVIEW™ III TOUCHSCREEN.

All the information you need at a glance. Fingertip adjustment of all key settings and compatible with the New Holland IntelliSteer™ guidance system.

- Headland turn sequencing, HTS. Press to record, store and activate automated headland turn.

- Finger tip control for up to two remote valves.

- Rear linkage raise / lower.

- Optional IntelliSteer™ autoguidance, automated steering engagement.

- Forward reverse shuttle switch.

- Change transmission ratio up and down.

- Engage Auto Field or Auto Transport mode.





"SideWinder II and CommandGrip make operating a T7 tractor so simple. Of equal importance, I can show an operator new to the tractor how everything operates quickly and easily. SideWinder II is a real advance in tractor design and a genuine aid in daily productivity."

EASY ACCESS TO ADVANCED FEATURES

Push the symbol. Activate the feature. The Integrated Control Panel, ICP, makes it simple to access advanced operating features. No need to scroll through menus to set up Terralock traction management, HTS headland turn sequencing, Auto PTO or ESM Engine Speed Management.

- Select paddle or joystick control for remote valves 3 and 4.
- Throttle up to your desired engine speed, select Engine Speed Management, and the speed is fixed.
- Press the Headland Turn Sequencing button to record and replay the functions you use most frequently.
- Engage Terralock and it will automatically manage four-wheel drive and differential lock selection.
- Auto PTO will disengage and reengage the PTO during a headland turn.
- Three point hitch levelling and top link extension at the touch of a button.
- Multifunction joystick. The joystick can be set to operate the front linkage, loader or remote valves.
- Electronic remotes. Easy to reach paddles provide fingertip hydraulic operation. Flow and timing can be simply adjusted through the IntelliView™ III touch screen.
- Rear linkage mouse. Lift heavy mounted implements with absolute precision.
- Personalized positioning of the hydraulic joystick and rear linkage mouse available as a factory-fit option.
- Full access to further advanced controls under the padded armrest.
- Electronic SideWinder™ II adjustment. Move the armrest to the position that suits you.





NEW HOLLAND GUIDANCE SYSTEMS TO MATCH YOUR FARMING NEEDS

ALL WIRED UP READY FOR YOUR CHOSEN GUIDANCE SYSTEM

Series T7 tractors can be specified with a fully integrated New Holland designed and developed IntelliSteer™ Automatic Steering System. Matching DGPS or RTK Technology to fully integrated control, IntelliSteer helps ensure parallel pass to pass accuracy of up to 1 - 2cm*. IntelliSteer is ideal for precision work in even the most demanding situations. It is designed to dramatically improve operator performance and comfort. All this and more at the touch of a button.

* Using RTK correction signal.

FULLY INTEGRATED INTELLISTEER™ GUIDANCE

Guidance system choice will relate to the intended applications and the need to integrate with existing systems. With T7 series tractors, all IntelliSteer options operate via factory installed systems that facilitate installation and upgrades. This enables the selected package to be modified and upgraded simply and more economically.



INTELLIVIEW - VISIBLE INTELLIGENCE

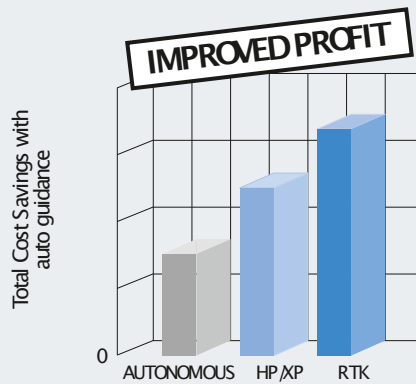
The IntelliView™ Plus II and IntelliView™ III monitors can be used to set up the optional New Holland auto guidance systems, and includes a visual interface that can be employed when operating the IntelliSteer™ system. The IntelliView™ III monitor has a touchscreen display which allows the programming of a variety of guidance paths, from straight A-B runs to the most complex adaptive curves. You can also personalize your settings simply and easily and even transfer information from your tractor, direct to your Precision Farming software.

INTEGRATED CONTROL SYSTEMS

The New Holland IntelliSteer™ System uses built in T3 terrain compensated correction signals (roll, pitch, yaw) to keep the Navigation Controller II informed of the tractor's orientation. Also integrated into the hydraulic system is a control valve which converts the signals from the Navigation Controller II into hydraulic movements of the steering system.


GOOD GUIDANCE SAVES MONEY

IntelliSteer helps improve overall operating efficiency. In poor light or during long working days, precision driving is not compromised. Improved efficiency saves money. It is as simple as that.



LEVELS OF ACCURACY AND REPEATABILITY

New Holland offer four levels of accuracy. This enables you to select the right IntelliSteer™ system to match your needs and budget. When using RTK correction with IntelliSteer you can enjoy guaranteed year on year repeatability.



INTELLISTEER. ON AND OFF SIMPLICITY

The CommandGrip™ handle incorporates a single button that is used to activate the IntelliSteer system. New Holland makes advanced technology accessible.



NH 262 RECEIVER

The NH 262 receiver is capable of working with Autonomous, OmniSTAR or RTK correction. For RTK applications a slim profile radio mounts underneath the receiver.

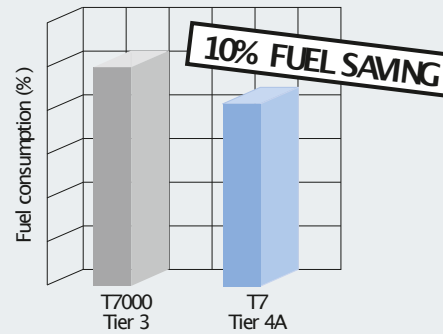
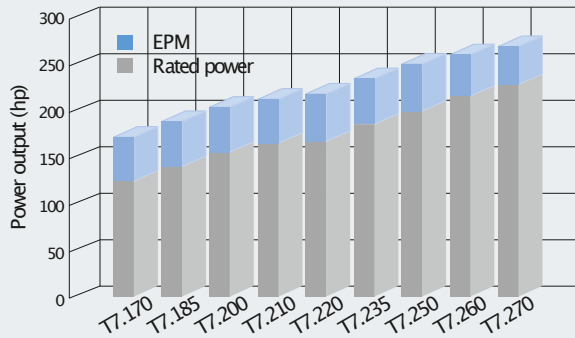
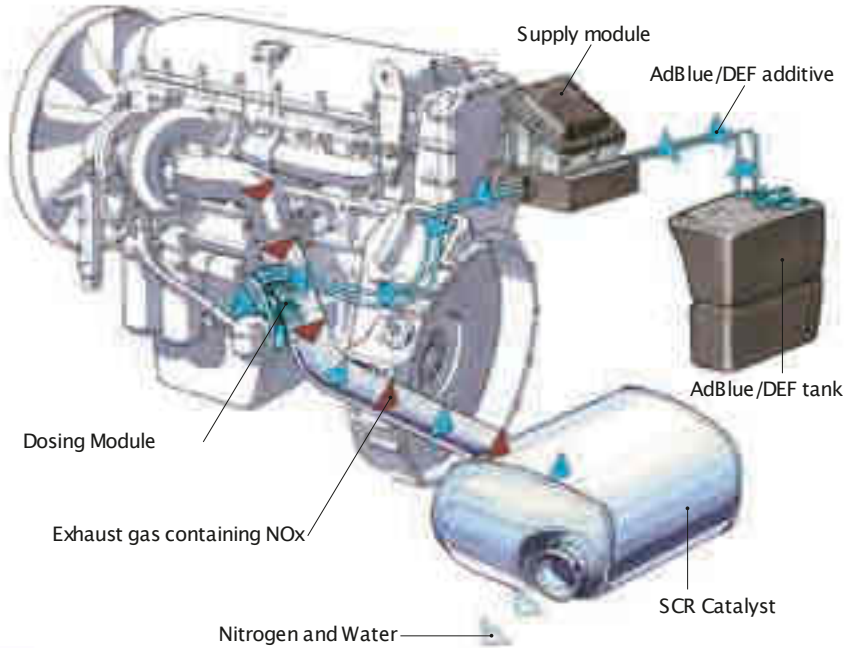


RTK BASE STATION

An RTK base station can be used to broadcast a correction signal to achieve a pass to pass accuracy of 1-2cm.

ULTIMATE ENGINE BREATHABILITY

T7 tractors are powered by the very latest generation of Nef engines. Now with proven ECOBlue™ SCR technology, to meet the stringent Tier 4A emissions standards. This uses AdBlue® to transform the harmful nitrogen oxides contained in the exhaust gas into harmless water and nitrogen. This aftertreatment system is separate from the main engine which means only clean, fresh air is fed into the engine. What does this mean? Clean running power units with improved performance and enhanced fuel efficiency.



ECOBLEUE™ SCR: YOUR POWER GUARANTEE

ECOBlue™ SCR guarantees exceptional performance and high productivity, independent of fuel quality, sulphur levels and without the need for costly diesel additives. With rated powers that span 125hp to 228hp, all T7 models generate extra power of between 171hp to 269hp with EPM.

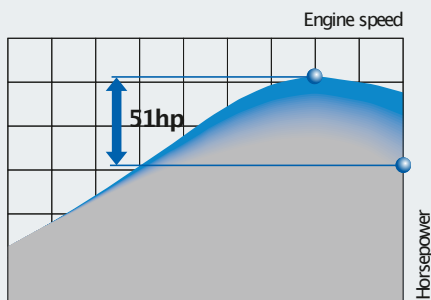
EXCEPTIONAL FUEL ECONOMY:

The existing Tier 3 Nef engine series has established itself as the benchmark for fuel economy. The new Tier 4A Nef power units in T7 tractors go one stage further, with fuel use cut by up to 10% when compared to existing T7000 models.



ENGINE SPEED MANAGEMENT

In applications where a constant PTO speed is required, the operator can select Engine Speed Management. This will ensure this selected speed is accurately maintained under changing loads. In many applications, this will enable a fixed forward speed to be maintained in difficult terrain.



■ EPM according to the load on the transmission, PTO and hydraulics.



ENGINE POWER MANAGEMENT

Engine Power Management is a renowned New Holland tractor feature. In short, the engine develops more power and torque according to the load on the transmission, hydraulics and PTO. On a T7.220 tractor, EPM will deliver up to 51hp extra, but only when it is needed, to maintain performance.

POWERED BY FPT INDUSTRIAL

New Holland are not going it alone when it comes to Tier 4A technology, they can draw on the experience of their engine development partner: FPT Industrial.

Pioneers: Fiat invented Common Rail technology in the 1980s and brought it to the masses in 1997 on the Alfa Romeo 156. They were the very first to introduce it on agricultural machines. Pioneering. Always.

Cleaner: Fiat S.p.A. have the lowest overall CO₂ emissions of any automotive manufacturer in Europe. Cleaner. Everywhere.

Proven: FPT Industrial have already produced over 150,000 SCR engines during the last five years for the haulage industry. Reliability. Confirmed.
After all, only those who invented it can reinvent it.

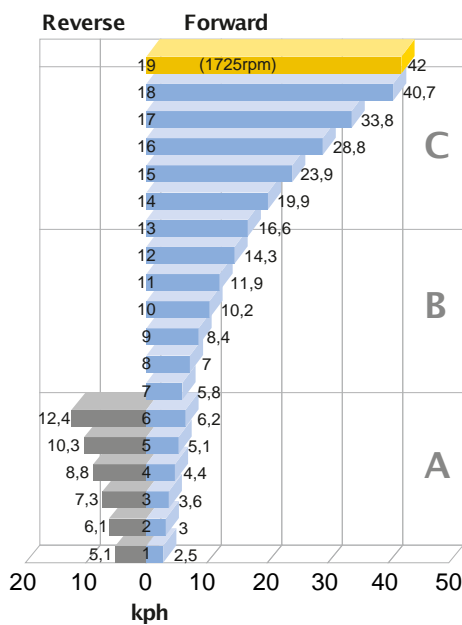
14 | 15 RANGE COMMAND™ AND POWER COMMAND™ TRANSMISSION

PUSH BUTTON SIMPLICITY. YEARS OF PROVEN TECHNOLOGY

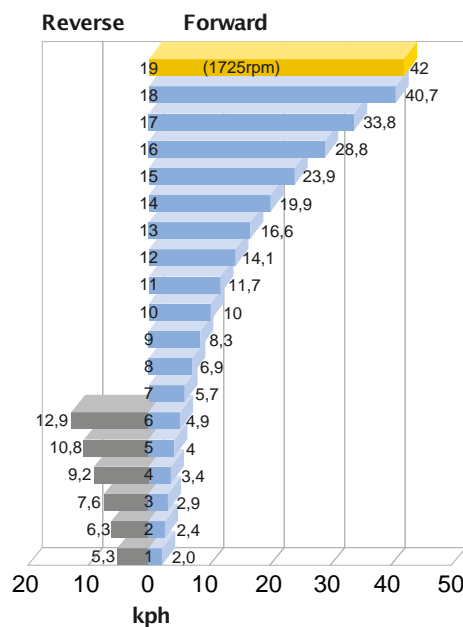
Range Command is a simple, rugged and well proven transmission. It provides clutch-free gear changes within each working range. It is the ideal choice for general farm applications. Power Command is a full-powershift transmission: you select the gear speed you want by simply pushing up or downshift buttons. Only New Holland offers such a simple transmission choice.



Range Command™ Transmission*



Power Command™ transmission*



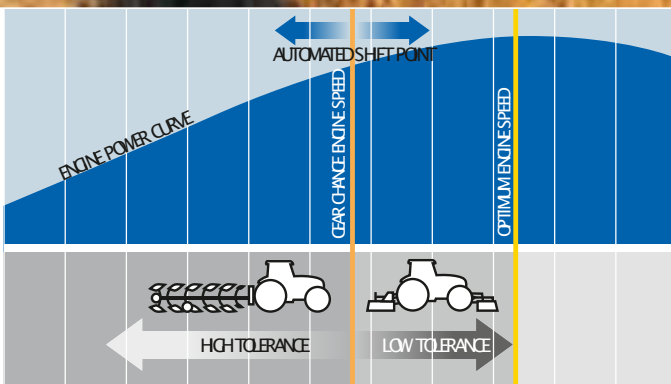
**SEMI-POWERSHIFT UP TO T7.210.
FULL POWERSHIFT
FROM T7.170 TO T7.260**

Range Command and Power Command are based around the same gear offering. You can choose between a standard 40kph 18x6 or 28x12 creep speed transmission or opt for an extra high ratio 19x6 or 29x6 'direct drive' alternative. This can deliver either 40kph at a reduced engine speed for economy or a high 50kph transport speed.

*T7.200 19x6 40kph ECO model shown with 650/65R42 tyres fitted

A SMOOTHER SHIFT IN FIELD AND TRANSPORT

IntelliShift™ gear change management ensures T7 tractors deliver a seamless powershift between each and every ratio. Programmed to scrutinise transmission load, speed and transmission oil temperature, IntelliShift delivers smooth changes all day long.



WORK TOGETHER: AUTOMATION, COMFORT AND PRODUCTIVITY

Easy to set up and brilliantly effective, Auto Transport and Auto Field modes can really reduce the effort required to work a T7 tractor over a long working day. With Auto Transport, the tractor will seamlessly shift ratios like an automatic car.

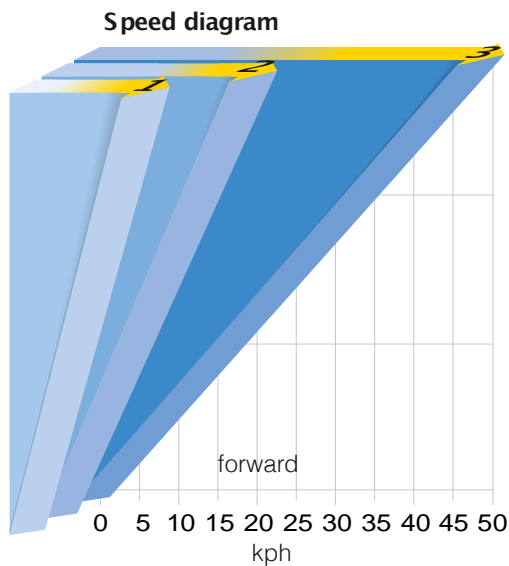
It will even sense if the tractor is being pushed by a loaded trailer while descending a hill. If it does, it holds the current gear to provide engine braking. Auto Field manages both the engine speed and transmission to optimise performance and economy. In PTO applications, where a constant engine speed is the priority, the system will select the transmission ratio to match the load on the engine. In draft applications, Auto Field will allow the engine speed to drop to fully exploit the available torque rise before selecting a lower ratio under load.

EASY SHUTTLE

The clutchless forward reverse shuttle, operated via the steering column or the CommandGrip™ handle fitted to the optional SideWinder™ II armrest, can be programmed to automatically manage transmission shifts during a direction change. As a further option, an electronic park brake can be specified. This is operated via the shuttle lever, securing the tractor when neutral is selected.

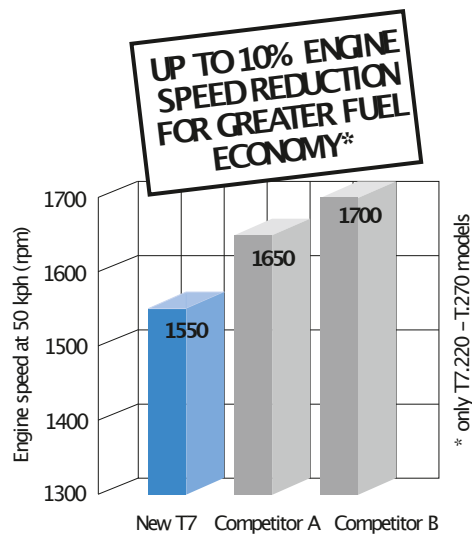
INNOVATIVE AUTO COMMAND™ TRANSMISSION OFFERS ADVANCED NEW HOLLAND FEATURES

Designed and built by New Holland, the T7 Auto Command is available from the T7.170 to the T7.270. This new generation of CVT transmissions benefits from multi direct drive points offering 100% mechanical efficiency, plus advanced double clutch control. It is the smoothest and most productive CVT available.



A SPEED FOR EVERY NEED

Auto Command allows the operator to set a target speed of between 20m/hr right through to 50km/hr. No steps. No range changes. Just seamless speed to match your every need.



MAKING THE MOST OF AVAILABLE TORQUE

New Holland has developed its Auto Command™ transmissions so they can exploit the low running speed, high torque New Holland engines. With 50kph ECO, the engine can run at a fuel efficient 1550 rpm.



- Force based movement enables the operator to change speed and direction. On the ICP there is a switch to alter the response of the speed change.

- Target speed adjustment – set a target speed to match your exact needs. Perfect when moving between fields or when crop yields have altered.

- Target speed selection – allows you to change between three target speeds

4 DRIVING MODES TO SUIT YOUR DRIVING STYLE

- **Auto Mode.** Select the desired target speed and Auto Command will match the engine and transmission to maintain it.
- **Cruise Mode.** Once a desired operating speed has been achieved, Cruise Mode allows the operator to set the transmission to maintain the speed for economy and productivity.
- **Manual Mode.** Allows the operator to set the required engine and forward speed.
- **PTO mode.** As soon as the PTO is engaged, Auto Command will operate to guarantee a constant engine speed.

ABOUT AUTO COMMAND TRANSMISSION

"Auto Command makes operating at higher transport speeds considerably safer. The hill hold function is excellent, making it less stressful when pulling onto a road from a steep side road with a heavily laden trailer safer. Excellent fuel savings too."

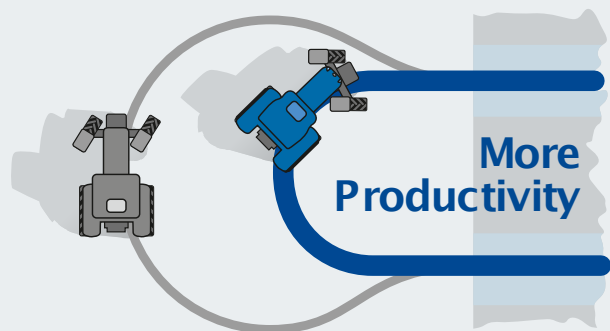


ACTIVE STOPSTART

A key safety feature of Auto Command is Active StopStart. When the tractor is brought to a standstill, the transmission prevents the tractor moving backwards or forwards. Even with a heavy load. When the transmission takes up drive there is no risk of roll back on steep inclines. For safe parking, an electronic brake is easily engaged via the shuttle lever.

FASTER TURNS. BETTER TRACTION. GREATER PERFORMANCE

Axle strength and weight increase with engine power. This ensures a good power to weight ratio is offered by all models, not just those with highest rated output. T7.170 to T7.210 models have a gross vehicle weight of up to 11,000kg at 50kph, this increases to 13,000 kg on the T7.220 and above.



LESS TIME TURNING BOOSTS YOUR OUTPUT

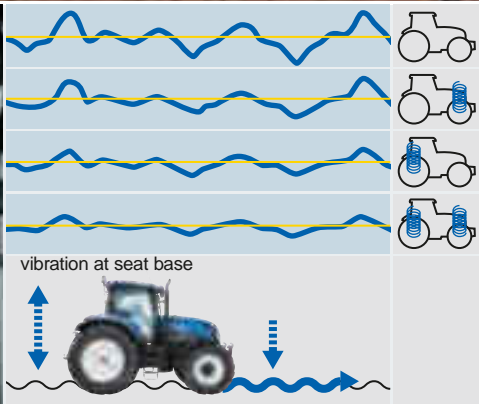
New Holland leads the field in reducing the time it takes to turn on the headland. Offering a tight 65 degree turn angle, the SuperSteer™ front axle option delivers rowcrop agility, beating any tractor in the T7's category. The Fast Steer™ system, compatible with all axle types, means full lock to lock turns are made even more quickly and with minimal effort. You simply hold down the FastSteer steering rim and the steering wheel is transformed into a proportional "joystick".

ADVANCED TRACTION MANAGEMENT

The New Holland Terralock™ system is well established. The operator simply selects the traction package needed for a specific application. Terralock will then manage drive to the front axle and engage and release the differential locks automatically. During a headland turn or moving from work to transport, Terralock will ensure the differentials and four wheel drive are unlocked without operator intervention.

BRAKE OPTIONS

All models are available with front axle brakes and a choice of hydraulic or pneumatic trailer braking systems. On SideWinder™ II models, an engine exhaust brake is optional. This can be used to help hold the tractor's speed on a gradual gradient.



TERRAGLIDE™ FRONT AXLE AND COMFORT RIDE™ CAB SUSPENSION. YOUR COMFORT PARTNERS.

Automatic two stage Comfort Ride™ cab suspension has established itself as a key advance in operator comfort. Designed to complement the cushioned ride offered by the standard air suspension seat, Comfort Ride helps reduce fatigue. Terraglide™ front axle suspension is recommended in operations that include fast top work and extended transport duties. Terraglide, with integral hub braking, is standard on tractors specified with a 50kph transmission.

FEATURES TO BOOST YOUR PRODUCTIVITY



MAKING IT EASIER TO WORK WITH FRONT MOUNTED IMPLEMENTS

New Holland T7 tractors are designed to incorporate a fully integrated, factory fitted front linkage and PTO. All controls are fully integrated into the armrest and can be programmed to operate with HTS. The linkage arms fold up when not in use or can be used to carry the full standard weight pack.



STRONG, EFFICIENT AND POWERFUL

The maximum lift capacity on T7.170 to T7.210 tractors is 8,275kg, climbing to a massive 10,463kg on the T7.220 and above. The rear linkage and hydraulics are designed to work with heavy mounted equipment over extended periods. The system also incorporates integral dynamic ride control shock load protection. This will reduce bounce when travelling with a heavy linkage load at transport speeds. Fender mounted controls for the rear linkage, a rear remote and the PTO are available.

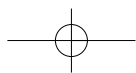


AUTO PTO OPERATION

Auto PTO can be selected to automatically disengage the PTO as the rear linkage is raised above a pre-set position. This protects the PTO shaft and tractor. The system will also reengage drive as the linkage is lowered.

DIRECT DRIVE FOR FUEL EFFICIENCY

All T7 tractors are fitted with a direct drive PTO to minimise power loss between engine and implement. The PTO is engaged via a push-pull control, with advanced Soft Start management. This modulates engagement of high inertia attachments to protect the driveline. Speed selection is via mechanical levers; SideWinder II T7.220 and above feature electronic speed selection. Four speeds: 540, 540E, 1000 and 1000E are available.



HYDRAULIC POWER TO MEET YOUR DEMANDS

CLOSED CENTRE LOAD SENSING HYDRAULICS

Hydraulic efficiency makes an important contribution to the overall performance of the tractor. T7.170 to T7.210 models are fitted with a 113 or 125 litres per minute hydraulic pump, this increases to 120 or 150 litres per minute on the T7.220 and above. T7 Auto Command models benefit from a priority valve which guarantees optimum steering response in demanding hydraulic applications. For T7 Range Command and Power Command models, a separate 65 litres per minute pump takes care of the steering. Full hydraulic power is always available at the remote valves and lift linkage, but only as much as is needed. The variable displacement pump only works on demand, which reduces fuel consumption.

CLASSIC ARMREST



SIDEMINDER™ II ARMREST



ELECTRONIC OR MECHANICAL - YOU DECIDE

The Classic armrest incorporates mechanical controls for the remote valves. SiderWinder™ II armrest models have electronic controls, with two controls on the CommandGrip™ handle for ease of use. A hydraulic control joystick can be specified. This can be set to operate front or rear valves.





PURPOSE DESIGNED FOR PRODUCTIVITY

Purpose designed New Holland front loaders are available to fit T7.170 to T7.210 tractors. From the operator's seat, visibility remains excellent when the loader is both at ground level and, thanks to the standard high visibility roof panel, when raised progressively to its full lift height. This is an important design advantage of both the tractor and loader and a key to ensuring the combination can deliver full productivity.

ADJUST THE FLOW ON UP TO NINE REMOTES

The electronic remote valves fitted on SideWinder™ II tractors each have individual flow control. Hydraulic flow and timing to each valve can be individually adjusted using simple 'pop-up' menus on the IntelliView™ III touch-screen.

All T7 models fitted with the classic armrest boast up to four deluxe mechanical rear remote valves, whereas models equipped with the SideWinder™ II armrest benefit from as many as five electro-hydraulic rear remotes. All models in the T7.170 to T7.210 range offer three mid-mount valves, which is upped to four for the T7.220 to T7.270 models.



360°: T7

The new T7 range has been designed to spend more time working and less time in the yard. All service points are easy to access, and super long service intervals mean they will spend more time in their natural environment: the field!

- Single piece engine hood opens wide for full service access.

- The engine air filter is easy to check, clean or replace, with no need for tools.

- Cooling package opens out to make cleaning faster and easier.

- Top up the screen wash bottle through the rear window.

- Hydraulic oil levels can be viewed via sight glass at the rear of the tractor.

- The 48 litre AdBlue® tank's filler neck is narrower than that of the standard fuel tank, which prevents inadvertent filling with fuel. It only needs to be filled once every two refills of the fuel tank.

- Engine oil check and fill points are easy to reach, with no need to lift the hood. This makes routine checks faster and servicing simpler. You will also still be able to enjoy the long 600 hour service intervals that you've come to expect of New Holland.



AdBlue®

WILL I BE ABLE TO FIND ADBLUE® EASILY?

The answer is yes! It will be available on your doorstep, through CNH Parts & Service; just contact your local dealer for more information. If that wasn't enough, AdBlue can even be delivered direct to your farm for absolute convenience.



FINANCE TAILORED TO YOUR BUSINESS

CNH Capital, the financial services company of New Holland, is well established and respected within the agricultural sector. Advice and finance packages tailored to your specific needs are available. With CNH Capital, you have the peace of mind that comes from dealing with a financing company that specialises in agriculture

TRAINED TO GIVE YOU THE BEST SUPPORT

Your dedicated New Holland dealer technicians receive regular training updates. These are carried out both through on-line courses as well as intensive classroom sessions. This advanced approach ensures your dealer will always have the skills needed to look after the latest and most advanced New Holland products.



DEALER INSTALLED ACCESSORIES

A comprehensive range of approved accessories to optimise machine performance in all conditions can be supplied and fitted by your dealer.



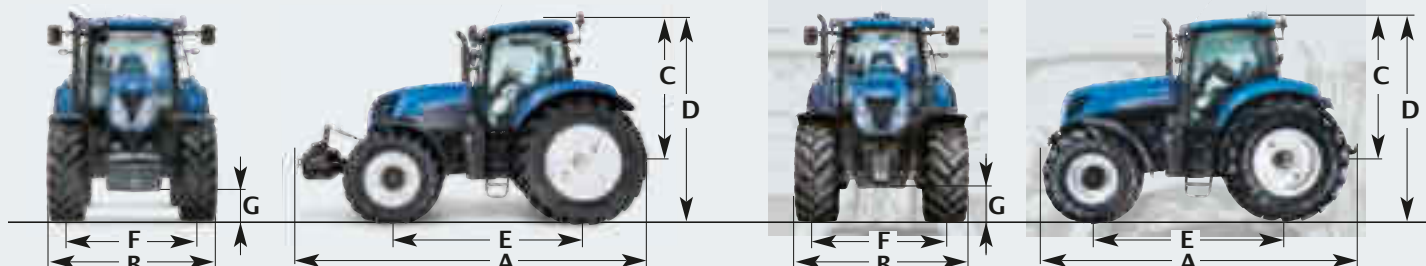
WWW.NEWHOLLANDSTYLE.COM

Want to make New Holland a part of your everyday life? Browse the comprehensive selection on www.newhollandstyle.com. A whole range of items are available including hard wearing work clothing and a vast selection of scale models, together with so much more. New Holland. As individual as you.

MODELS

T7.170 T7.185 T7.200 T7.210 T7.220 T7.235 T7.250 T7.260 T7.270

	Classic	SideWinder II	Classic	SideWinder II	Classic	SideWinder II	Classic	SideWinder II	SideWinder II	SideWinder II	SideWinder II	SideWinder II
Engine speed at:												
540 / 1000 (rpm)	1969 / 1924		1969 / 1924		1969 / 1924		1969 / 1924		1893 / 1950	1893 / 1950	1893 / 1950	1893 / 1950
540E / 1000 (rpm)	-		-		-		-		1569 / 1893	1569 / 1893	1569 / 1893	1569 / 1893
540 / 540E / 1000 (rpm)	1969/1546/1893		1969/1546/1893		1969/1546/1893		1969/1546/1893		-	-	-	-
540E / 1000 / 1000E (rpm)	1592/1893/1621		1592/1893/1621		1592/1893/1621		1592/1893/1621		-	-	-	-
540 / 540E / 1000 / 1000E (rpm)	-		-		-		-		1931 / 1598 / 1912 / 1583	1931 / 1598 / 1912 / 1583	1931 / 1598 / 1912 / 1583	1931 / 1598 / 1912 / 1583
Electronic PTO selection	-		-		-		-					
Auto PTO management	•											•
Front PTO (1000rpm)◦	◦		◦		◦		◦		◦	◦	◦	◦
Brakes												
Exhaust brake◦	◦		◦		◦		◦		◦	◦	◦	◦
Range and Power Command electronic park brake	◦		◦		◦		◦		◦	◦	◦	◦
Auto Command electronic park brake	-	•	-	••	-	•	-	••				
Hydraulic trailer brakes	◦		◦		◦		◦		•			
Optional pneumatic trailer braking system	◦		◦		◦		◦		◦	◦	◦	◦
Cab												
Four pillar 360° Horizon™ cab with FOPS –OECD code 10 level 1	•											•
Horizon™ cab category level –EN 15695	2		2		2		2		2	2	2	2
High visibility roof hatch	•											
High visibility RHS door•	•	•	•	••	•	•	•	••				
Opening RHS door	◦											◦
Heated front and rear windscreen	◦		◦		◦		◦		◦	◦	◦	◦
HID lighting pack◦	◦		◦		◦		◦		◦	◦	◦	◦
Deluxe air suspension seat with seat belt◦	◦		◦		◦		◦		◦	◦	◦	◦
Auto Comfort™ seat with seat belt◦	◦		◦		◦		◦		◦	◦	◦	◦
Auto Comfort™ heated seat with seat belt	•											
Auto Comfort™ heated leather seat with seat belt	◦		◦		◦		◦		◦	◦	◦	◦
Instructors seat with seat belt												
SideWinder™ II armrest	-	•	-	••	-	•	-	••				•
CommandGrip™ handle	-	•	-	••	-	•	-	••				•
Electronic adjustment of SideWinder™ II armrest	-	•	-	••	-	•	-	••				•
Air conditioning												
Automatic climate control	◦		◦		◦		◦		◦	◦	◦	◦
Air recirculation filters	•											
MP3 radio	◦		◦		◦		◦		◦	◦	◦	◦
MP3 Bluetooth radio (hands free phone calls)	◦		◦		◦		◦		◦	◦	◦	◦
Telescopic shatterproof mirrors	•											
Comfort Ride™ cab suspension	•											•
Headland Turn Sequence (HTS)	•											
Fender mounted external PTO & linkage controls	•											
Fender mounted external remote valve control	-	◦	-	◦	-	◦	-	◦	◦	◦	◦	◦
Performance Monitor with enhanced key pad	◦		◦		◦		◦					
IntelliView™ III colour monitor with ISO 11783 connector, Std on SideWinder version •	•		•		•		•					
IntelliView™ Large Plus colour monitor with ISO 11783 connector, for window mount	◦		◦		◦		◦		◦	◦	◦	◦
Up to 3 viewing cameras (IntelliView™ III monitor only)◦	◦		◦		◦		◦		◦	◦	◦	◦
IntelliSteer™ guidance ready•	◦		◦		◦		◦					•
Range and Power Command optimum cab noise level –77/311EEC (dB(A))	70		70		70		70		70	70	70	70
Auto Command optimum cab noise level –77/311EEC (dB(A))	69		69		69		69		69	69	69	69
Optimum seat vibration level –EN 1032 (m/s ²)	0.91		0.91		0.91		0.91		0.91	0.91	0.91	0.91
Factory fit rotating beacon	•											
Weights												
Minimum unballasted / shipping weights												
Standard front axle (Range & Power Command /Auto Command) (kg)	5750 / 5800		5750 / 5800		5950 / 6000		5950 / 6000		6950	6950	6950	6950
Terraglide™ suspended front axle (Range & Power Command /Auto Command) (kg)	6050 / 6100		6050 / 6100		6250 / 6300		6250 / 6300		7300	7300	7300	7300
SuperSteer™ front axle (Range & Power Command /Auto Command) (kg)	6030 / 6080		6030 / 6080		6230 / 6280		6230 / 6280		7100	7100	7100	7100
Max. permissible weight at 50kph (Class 3) (kg)	10000		10000		10000		10000		-	-	-	-
Max. permissible weight at 50kph (Class 4) (Range & Power Command /Auto Command) (kg)	10500 / 11000		10500 / 11000		10500 / 11500		10500 / 11500		13000	13000	13000	13000



DIMENSIONS


T7.170 - T7.210

T7.220 - T7.270

With rear tyre size*****		520/70R38	650/65R38	650/65R42	650/65R38	650/60R42	710/60R42
A Overall length inc. weight pack and rear linkage (mm)		5347	5347	5347	5773	5773	5773
B Min. width (mm)		2446	2446	2446	2470	2470	2470
C Height at centre of rear axle to top of cab (mm)		2215	2215	2215	2140	2140	2140
D Overall height (mm)		3040	3090	3140	3065	3115	3165
E Wheelbase							
Standard axle (mm)		2734	2734	2734	2884	2884	2884
Terraglide™ suspended axle (mm)		2789	2789	2789	2884	2884	2884
SuperSteer™ axle (mm)		2880	2880	2880	2977	2977	2977
F Track width (min. / max.) (mm)		1630/2234	1734/2234	1734/2234	1806/2236	1806/2236	1806/2236
G Ground clearance (depends on hitch or tow hook) (mm)		515	540	565	423	473	523

***** Rear tyres other than those mentioned are available: T7.170 –T7.210, 520/70R38, 600/65R38, 650/65R38, 580/70R38, 650/65R38, 710/60R38, 18.4R38, 20.8R38, 18.4R42. For T7.200 and T7.210 models 20.8R42, 650/65R42 and 580/70R42 are also available. T7.220 –T7.270, 520/85R38, 580/70R38, 650/75R38, 710/70R38, 460/85R42, 580/85R42, 580/70R42, 620/70R42.

NEW HOLLAND. A REAL SPECIALIST IN YOUR AGRICULTURAL BUSINESS.



AT YOUR OWN DEALER



YOUR SUCCESS - OUR SPECIALTY

Visit our web site at: www.newholland.com - tel: **+61 2 9673 7777**
31-53 Kurrajong Road, St Marys NSW 2760

The data indicated in this folder is approximate. The models described here can be subjected to modifications without any notice by the manufacturer. The drawings and photos may refer to equipment that is either optional or intended for other countries. Please apply to our Sales Network for any further information. Published by New Holland Brand Communications. Bts Adv. - Printed in Australia - 11NHT7 05/11



Safety begins with a thorough understanding of the equipment. Always make sure you and your operators read the Operator's Manual before using the equipment. Pay close attention to all safety and operating decals and never operate machinery without all shields, protective devices and structures in place.